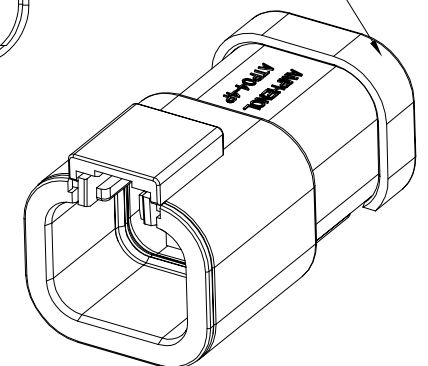
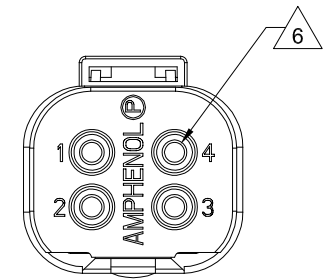
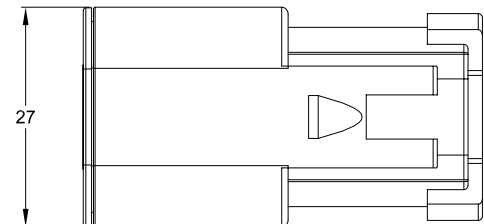
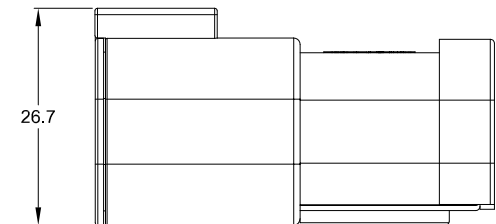
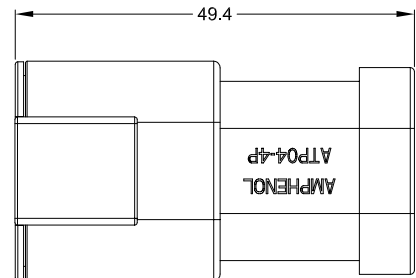
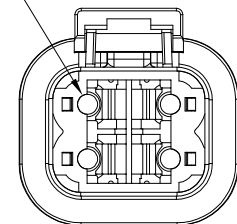


| REVISIONS | | | | | |
|-----------|-----|------------------------|-----------|-------|------|
| REV | ECO | DESCRIPTION | DATE | BY | APPR |
| A3 | - | RELEASE NEW DWG FORMAT | 18/OCT/13 | JARRY | - |



REQUIRES CONTACT RETENTION WEDGE AWP-4P



NOTES: UNLESS OTHERWISE SPECIFIED

- MATERIAL:
HOUSING: THERMOPLASTIC
SEAL: SILICONE RUBBER
- MODIFICATIONS: END CAP
- SPECIFICATIONS:
3.1 CURRENT RATING: 25 AMPS
3.2 OPERATING TEMPERATURE: -55°C TO +125°C
3.3 DIELECTRIC WITHSTANDING VOLTAGE: LESS THAN 2 MILLIAMPS CURRENT LEAKAGE @ 1500 VOLTS AC.
3.4 INSULATION RESISTANCE: 1000 MEGOHMS MIN @ 25°C.
3.5 MOISTURE RESISTANCE: IP67 (MATED CONDITION)
3.6 MATING CYCLE DURABILITY: 100 CYCLES
3.7 RoHS COMPLIANT
- MATING PART: ATP06-4S* PLUG.
(* = MODIFICATIONS AND COLORS)
- ALL DIMENSIONS ARE FOR REFERENCE USE ONLY.

6 CONTACT SIZE AND REAR SEAL WIRE RANGE:

| CONTACT SIZE | MIN. INSUL O.D. | MAX. INSUL O.D. | TYPICAL WIRE RANGE |
|--------------|-------------------|-------------------|--------------------|
| 12 | 3.40 mm (.134 in) | 4.95 mm (.195 in) | 10 - 14 AWG |

| PART NUMBER CHART | |
|-------------------|-----------------|
| COLOR | PART NUMBER |
| GREY | ATP04-4P-EC01 |
| BLACK | ATP04-4P-EC01BK |

STANDARD MOLDED COLOR IS GREY. ADDITIONAL COLOR (BLACK) IS AVAILABLE VIA SPECIAL ORDER.

| SEE PART NUMBER CHART | | DESCRIPTION | | ITEM |
|--|-------------|--|-----------------------------------|-----------------------|
| QUANTITY | PART NUMBER | MATERIALS LIST | | |
| UNLESS OTHERWISE SPECIFIED 1) All dimensions are in metric (mm). 2) Tolerances are as follows: 1 PL DEC ±0.30 2 PL DEC ±0.15 3 PL DEC ±0.08 | | SIGNATURES DRAWN: JARRY CHECKED: ENGINEER: APPROVAL: | | DATE 18/OCT/13 |
| 3) Note reference = | | <h1>Amphenol</h1> <p>Sine Systems - www.amphenol-sine.com 44724 Morley Drive Clinton Township, MI 48036</p> | | |
| MATERIAL SPECIFICATIONS: | | CUSTOMER: | | |
| PROCESS SPECIFICATIONS: | | THIS DRAWING IS SUPPLIED FOR INFORMATION ONLY. DESIGN FEATURES, SPECIFICATIONS AND PERFORMANCE DATA SHOWN HEREON ARE THE PROPERTY OF THE AMPHENOL CORPORATION. NO RIGHTS OF REPRODUCTION ARE IMPLIED. ALL DIMENSIONS ARE SUBJECT TO NORMAL MANUFACTURING VARIATIONS. | | |
| NEXT ASSY: | | SIZE B C- | DWG NO: ATP04-4P-EC01XX | REVISION A3 |
| | | SCALE: NONE | SHEET 1 OF 1 | |

TITLE: RECEPTACLE, 4 PIN, END CAP, ATP SERIES | DWG NO.: ATP04-4P-EC01XX | REV: A3 | SH: 1 | OF: 1